

# Lightness and ambiance

Linea Alternativa: a new, light-weight fireplace model for the modern home



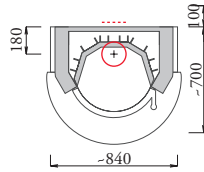
  
**TULIKIVI**  
Stone with Soul.



## HETTA

Hetta is built on contrasts. Featuring clear lines and a large glass panel, the modern, curved door has been shaped to suit urban tastes. On the other hand, the natural cleavage-faced surface is reminiscent of a campfire in the middle of the wilderness. These elements combined break boundaries by providing an atmosphere that conveys the magic of fire and gentle warmth into the room.

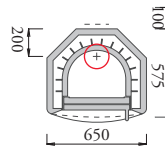
WEIGHT	a. 900 kg
HEIGHT	a. 1540 mm



## ZEVIO

The rounded, light-weight Zevio is a compact design piece which is easily installed in a corner or, using a flue connection located above the fireplace, even in the middle of the room. The grooved, naturally rough Tulikivi Sky and the smooth Tulikivi Blue stone types give an elegant finish to the fireplace and accentuate its large door beautifully. Installed in the middle of the room, the surprise feature of the rounded Zevio, its column-shaped rear and metal ledges, gives character and strength to the otherwise soft appearance of the fireplace.

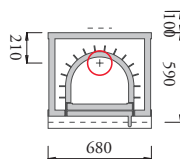
WEIGHT	500 kg
HEIGHT	1340 mm



## KIISA

The wood cubical elements of the model create an air of lightness in the otherwise rectilinear fireplace by elevating it from the floor. The surface of the fireplace is accentuated by a carefully designed series of stone elements and by the variety of surface finishes provided by Tulikivi Sky soapstone. The wood surface element and railing bar increase the functionality of the fireplace. The light-weight, vibrant appearance of the fireplace is accentuated by the large glass fireplace door, which allows the flames to radiate their relaxing warmth in contrast to the hectic pace of modern life.

WEIGHT	550 kg
HEIGHT	1450 mm



## A lighter take on the Tulikivi ambiance

Our customers' dreams and needs pose an interesting challenge for Tulikivi. We set out to develop our own "Tulikivi heater stove", because we wanted to offer our customers the unique radiant heat provided by soapstone, this time in a lighter fireplace model.

### Linea Alternativa fireplaces take Tulikivi into a new environment

We set out to give the Linea Alternativa range a new look suited for the modern home. We invited popular Finnish designer Ristomatti Ratia to design the new range, which is characterised by clear lines and naturally coarse surface finishes. The light appearance of the fireplaces respects the interior decoration of the space in which it is installed and is a natural space creator. Covered entirely in soapstone, the fireplaces create a harmonious whole.

The Linea Alternativa fireplaces are lighter than Tulikivi's generous heat retaining fireplaces, and they radiate elegance and warmth in homes where a sturdy, heat-retaining fireplace is not a feasible or desired option. The new fireplaces are an ideal source of additional heating and ambiance.

### An alternative source of rapid heating


The Linea Alternativa range is more than just an ordinary fireplace. Immediately after the heating process has begun underneath the fireplace, the air which enters the space between the fireplace surface and interior heats up and rises from the upper part of the fireplace, rapidly generating heat for the room. The large fireplace door allows the ambiance of the glowing fire to permeate the room, while at the same time it radiates a generous amount of warmth into the vicinity of the fireplace. In addition, the soapstone surface gives off heat that slowly radiates into the room even after the flames have died down in the firebox.

### The finishing touch to your interior decoration

The Linea Alternativa fireplaces are easy to install. They can stand against straight walls and fit equally well into corner spaces or even the middle of the floor. Thanks to their convenient thermal convection grate, the fireplaces can be connected to the flue from above or behind the fireplace. Located in the middle of the floor, the fireplace serves as a partitioning element, allowing all the design details of the fireplace to be fully viewed and appreciated.

### Operating principle of the Linea Alternativa fireplaces

The heart of the Linea Alternativa fireplaces is their factory-made clean combustion firebox, whose fire surfaces are made of fire-resistant ceramics. From the very first use of the fireplace, the factory-manufactured steel structures of the firebox guarantee a fast transfer of heat into the room. The fireplace casing is made of a unique fireplace material, soapstone. The heat retained by the soapstone during the warm-up phase is slowly transferred into the room in the form of radiant heat. Thanks to the combustion air regulation mechanism, the desired level of flames can be maintained for a long time using a smaller amount of wood.



We do not recommend that you use the Linea Alternativa fireplaces as your main heat source. They are better suited for use as sources of additional heating alongside another heat source, e.g. in houses with floor heating, and as a design element.

Tulikivi Contact Information: